



---

PEEL REGIONAL POLICE

---

2020

BUDGET

---

OCTOBER  
**25**

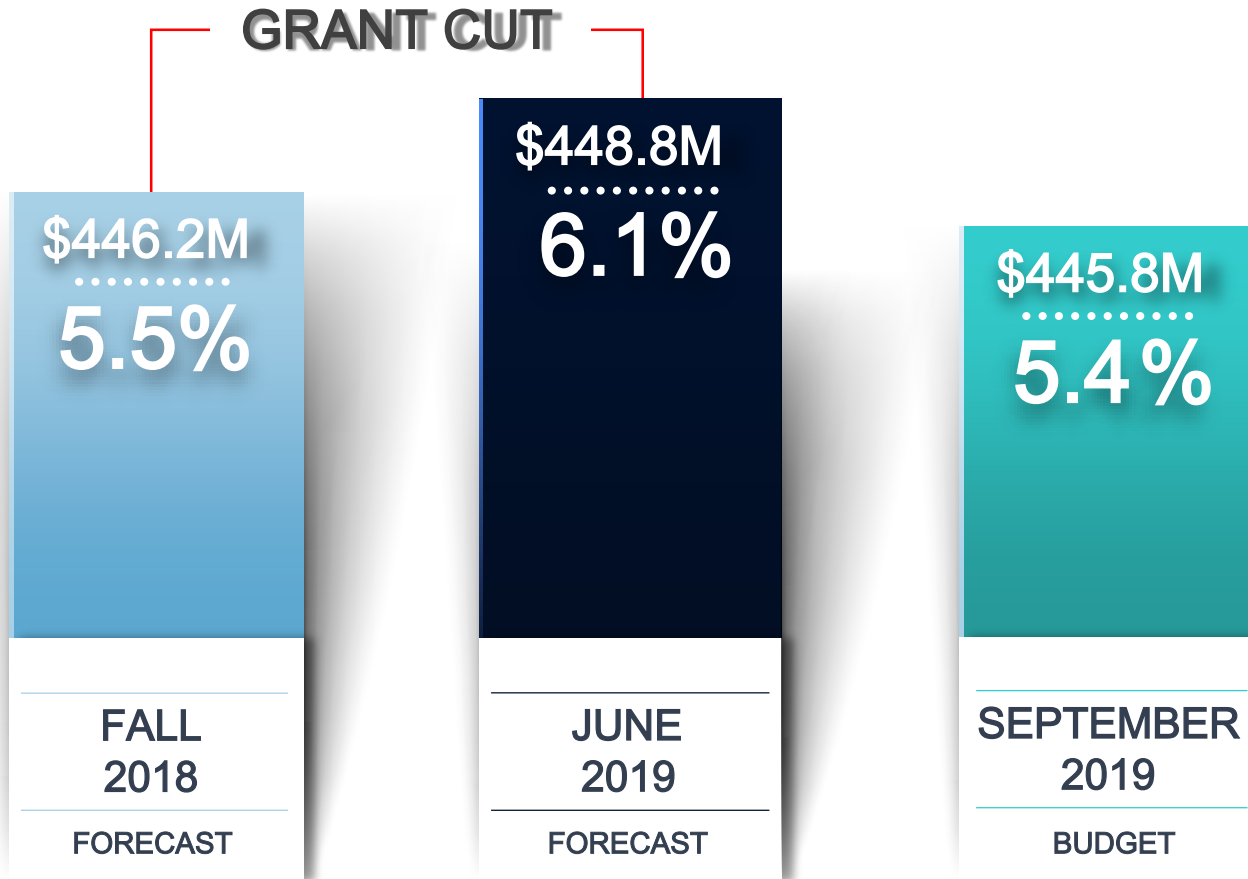
Police  
Services  
Board

---





# 2020 CURRENT BUDGET



35 OFFICERS



GRANT CUTS



BASE BUDGET INFLATION



EFFICIENCIES



+1.0%

+14,000

HOUSEHOLDS



+1.4%

+6,000

REGISTERED VEHICLES



+2.8%

+31,600

# WORKLOAD DEMANDS

2018 - 2019\*



CITIZEN - INITIATED  
EVENTS

+9.9%

+23,500



P1 CALLS

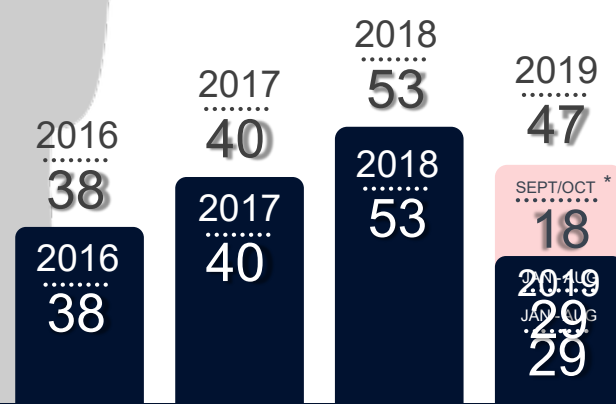
+4.6%

+3,400

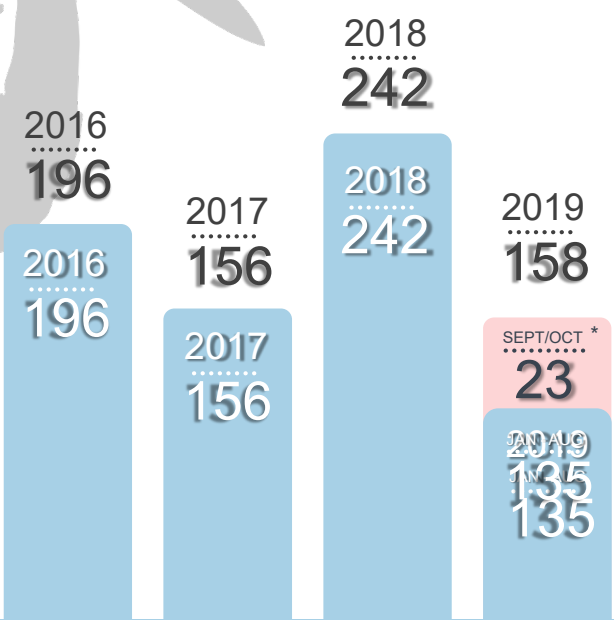
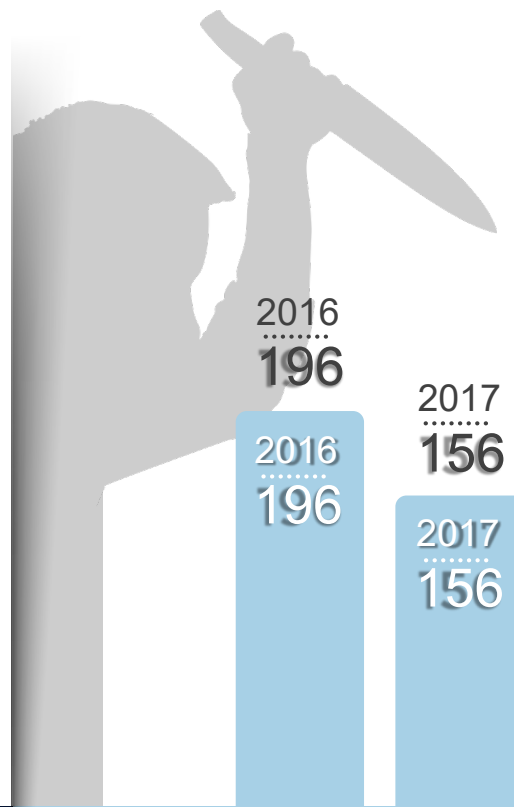
\*Projected



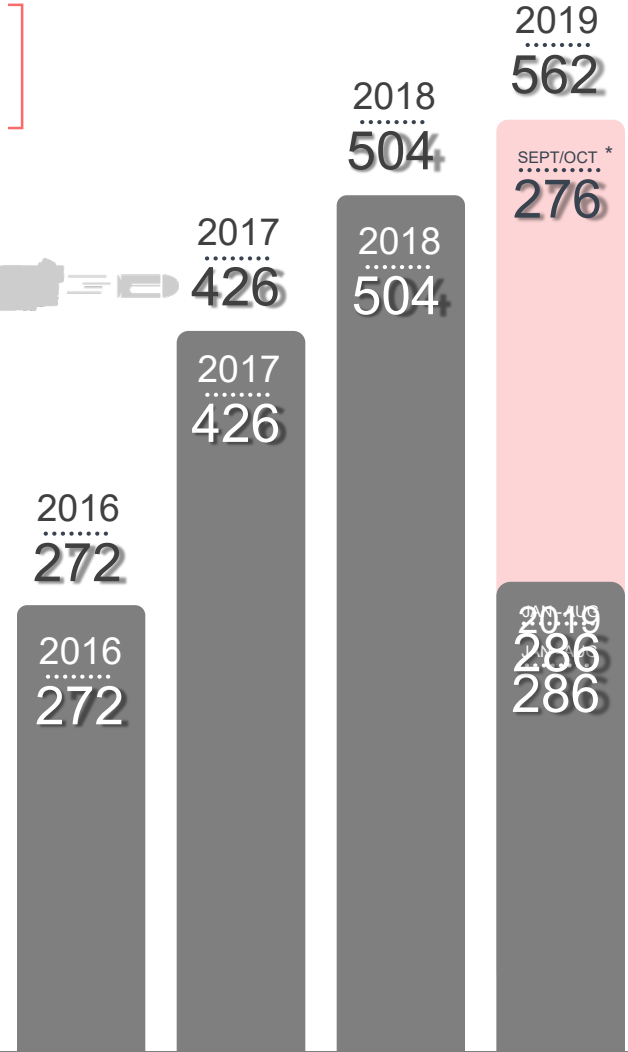

# VIOLENT CRIME (VICTIMS)



## SHOOTINGS



## STABBINGS



## ESTIMATED INVESTIGATED ROUNDS DISCHARGED

\* SEPT 1 – OCT 23, 2019 (PRELIMINARY)

# POLICING CHALLENGES



INCREASE IN COMPLEXITY  
OF INVESTIGATIONS



INCREASE IN  
INVESTIGATIVE TIME



LEGISLATION /  
COURT DECISIONS

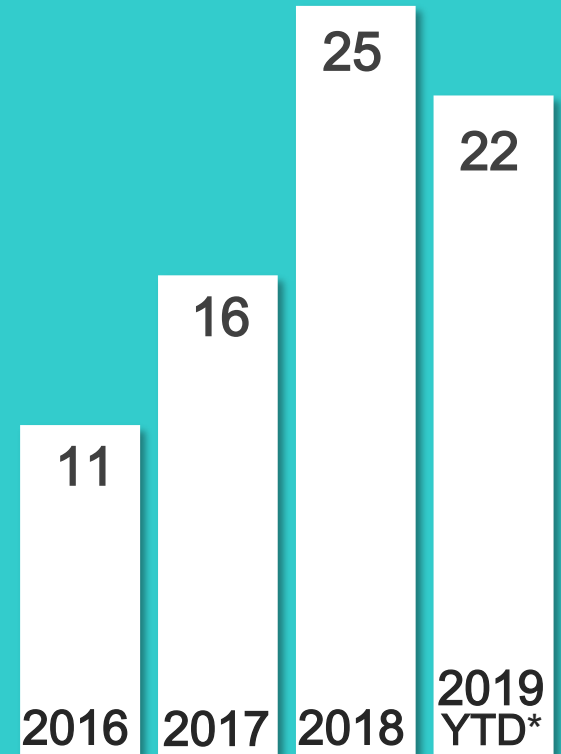



# HOMICIDES (VICTIMS)



# 22

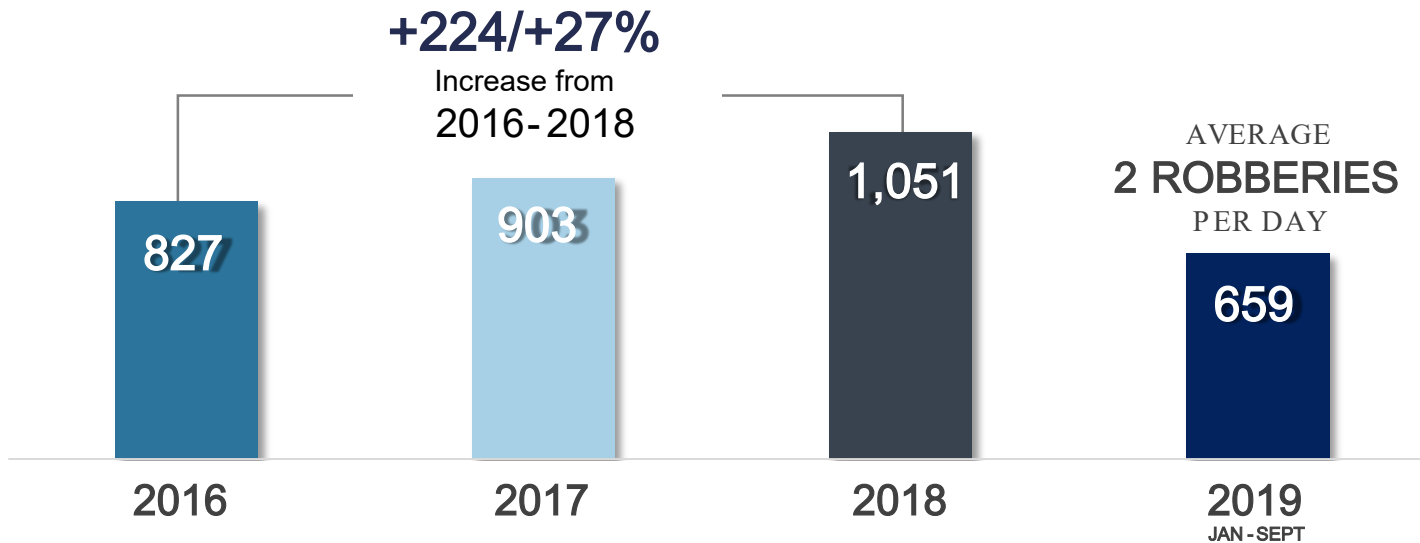
VICTIMS  
2019 YTD \*



NUMBER OF  
VICTIMS

\* JAN 1 – OCT 23

# ROBBERIES



BUY & SELL EXCHANGE ZONE PROGRAM



CLEAR ZONE ROBBERY PREVENTION PROGRAM

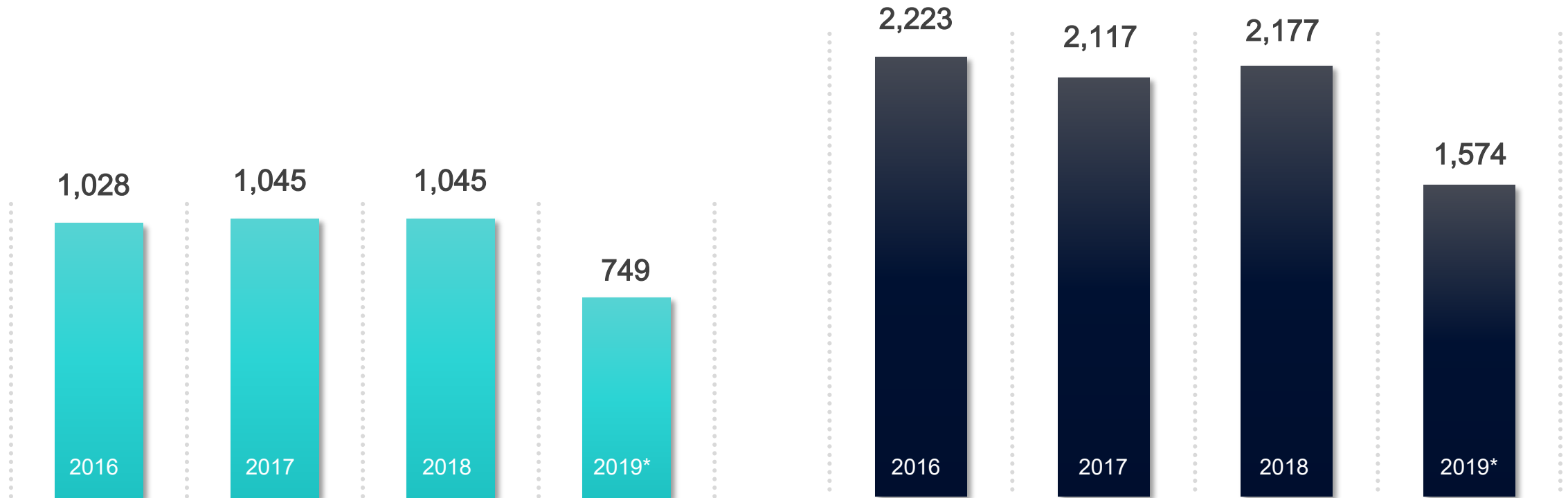
ROBBERY – 2019 YTD (JANUARY – SEPTEMBER)

**388** WITH WEAPONS | **271** WITHOUT WEAPONS

# BREACH PROBATION / BAIL VIOLATION



2016 – 2019 YTD\*



BREACH PROBATION

RECOGNIZANCE/COMPLY

BAIL VIOLATION




\* JANUARY – SEPTEMBER 2019

**OFFICERS PER  
100,000 POPULATION  
2018**



**VIOLENT CRIME  
SEVERITY INDEX  
2018**



Violent Crime Solvency Rate 2018

\* Excludes Airport Officers



# EFFICIENCIES AND EFFECTIVENESS



## STAFFING

- Reallocation of Uniform Officers
- Cyber Support Services
- Civilianization
- Amalgamation of Investigative Services
- Contract Cleaners



## COLLABORATIVE INITIATIVES

- Public Safety Broadband Network
- Mugshot Identification
- Call Logger
- Joint Forces Investigations
- Traffic Enforcement & Safety
- Mobile Crisis Rapid Response Teams
- Community Safety & Well Being Plan



## DIVERSION OF MVC'S

- Pilot Project diverted MVC's to Front Desk
- Future Outsource for Accident Reporting



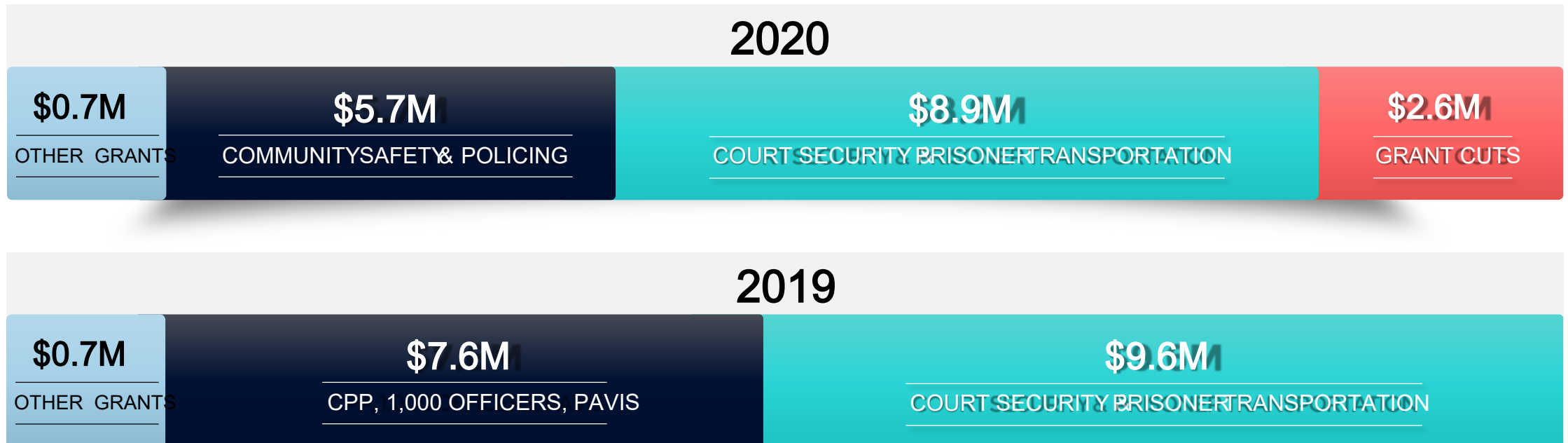


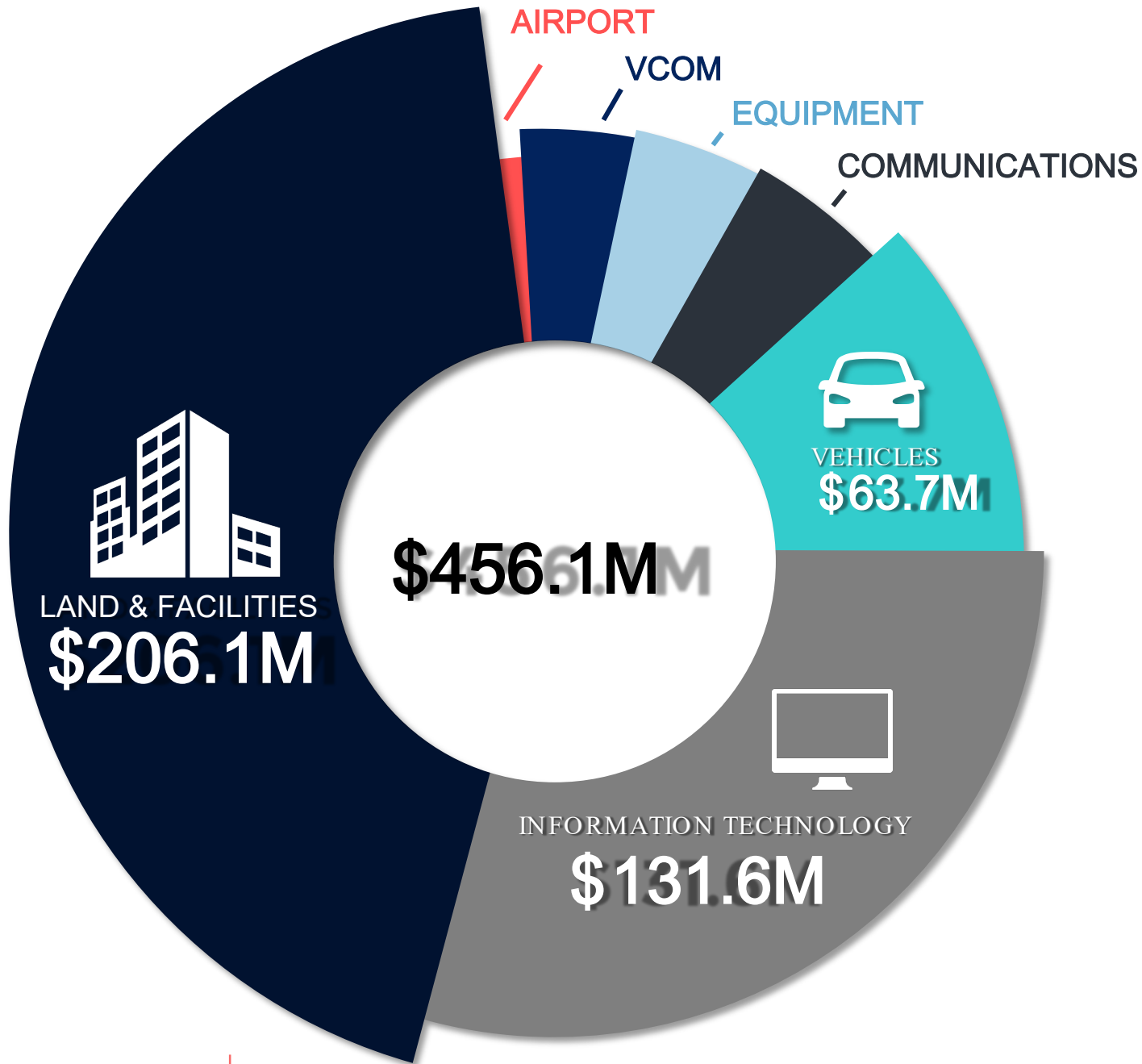
# GRANT PROGRAM CHANGES

2020 BUDGET = \$15.3M

**DECREASED FUNDING = \$2.6M**

BUDGET IMPACT = 0.5%





# 10 - YEAR CAPITAL PLAN

2020 - 2029



LAND & FACILITIES  
**\$206.1M**



EQUIPMENT  
**\$16.9M**



INFORMATION TECHNOLOGY  
**\$131.6M**



VCOM  
**\$9.6M**



VEHICLES  
**\$63.7M**



AIRPORT  
**\$2.3M**



COMMUNICATIONS  
**\$25.9M**

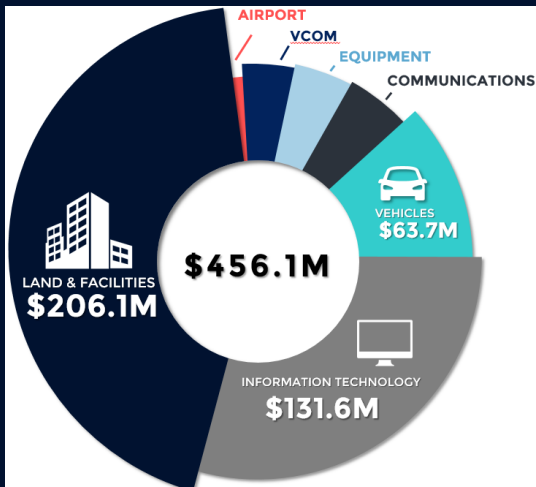


# 2020 BUDGET

 **\$445.8M**

 **\$320.94**  
PER CAPITA

## CAPITAL PLAN



# 2020 BUDGET SUMMARY



# 35

## UNIFORM OFFICERS

# 2020 INCREASE

2020 BUDGET	JUNE FORECAST
5.4%	6.1%
\$22.7M	\$25.7M

## GRANT FUNDING

LOSS OF  
**\$2.6M**  
 IN PROVINCIAL  
 GRANT FUNDING  
 CUTS



THANK  
YOU!!